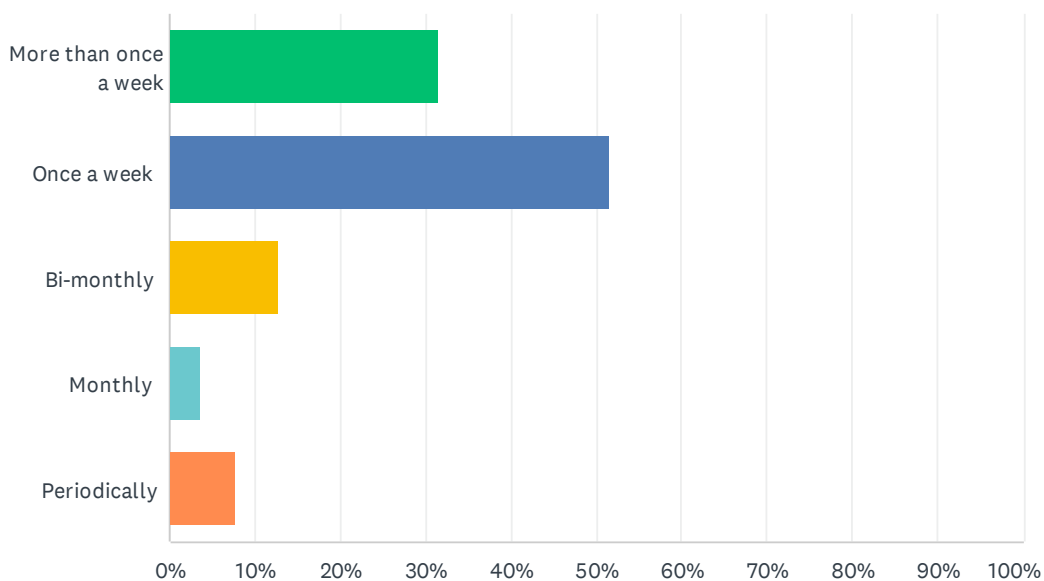


Q1 How often do you attend church?

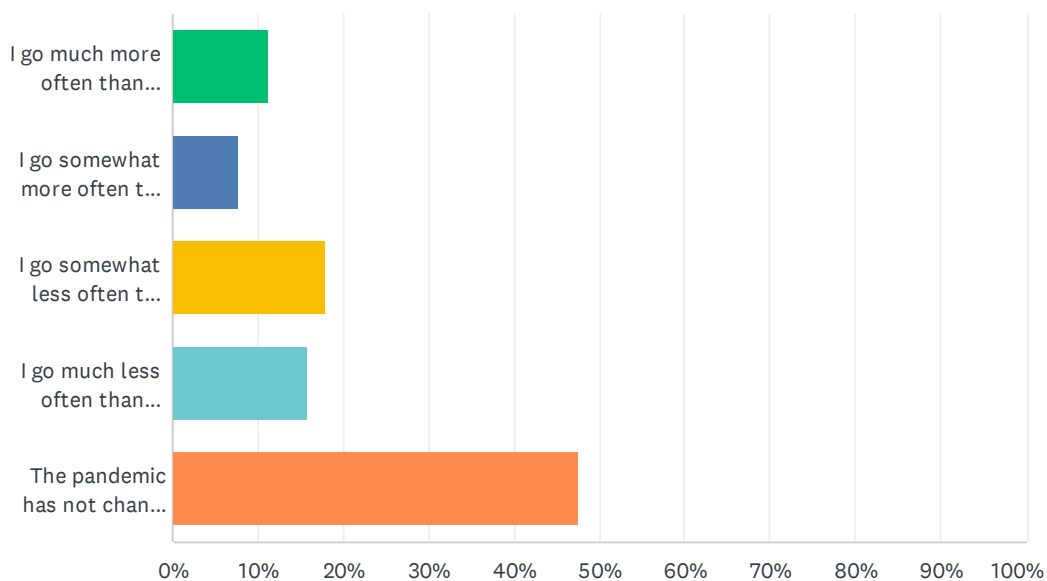
Answered: 196 Skipped: 1



ANSWER CHOICES	RESPONSES	
More than once a week	31.63%	62
Once a week	51.53%	101
Bi-monthly	12.76%	25
Monthly	3.57%	7
Periodically	7.65%	15
Total Respondents: 196		

Q2 How has the pandemic changed how often you attend church?

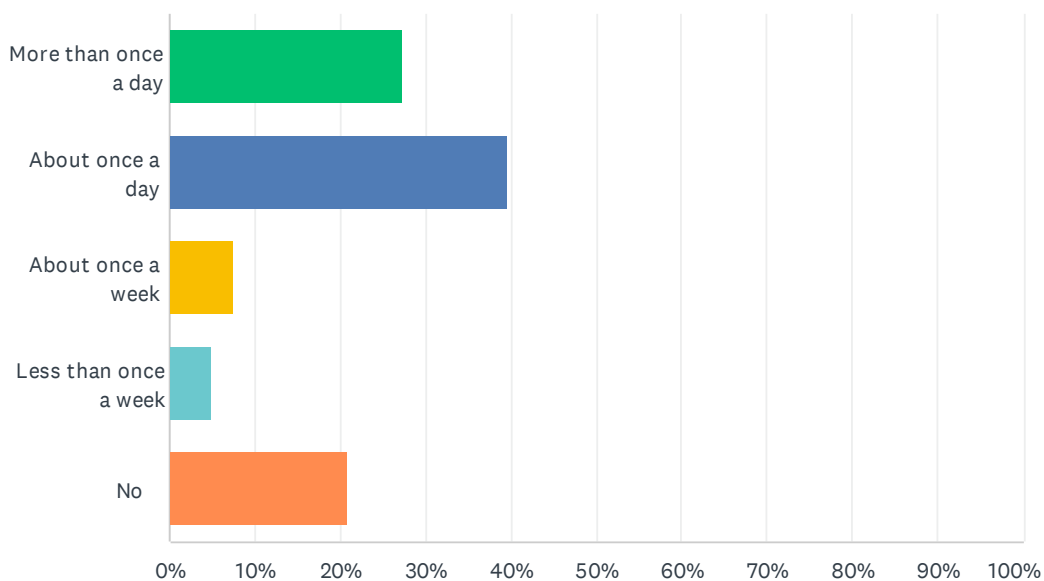
Answered: 196 Skipped: 1



ANSWER CHOICES	RESPONSES	
I go much more often than before the pandemic	11.22%	22
I go somewhat more often than before the pandemic	7.65%	15
I go somewhat less often than before the pandemic	17.86%	35
I go much less often than before the pandemic	15.82%	31
The pandemic has not changed how often I attend church	47.45%	93
TOTAL		196

Q3 Do you have a personal rule of prayer?

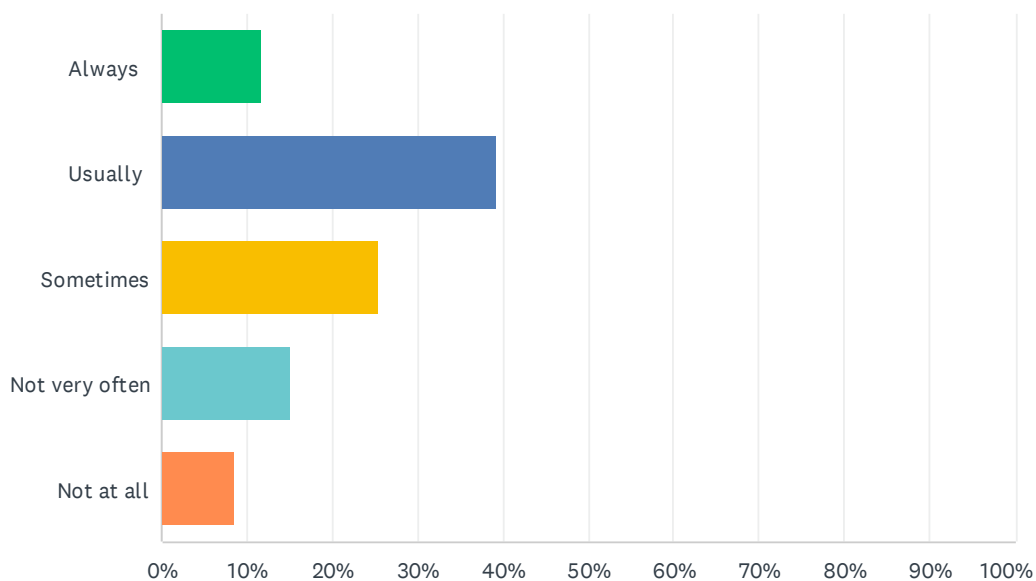
Answered: 187 Skipped: 10



ANSWER CHOICES	RESPONSES	
More than once a day	27.27%	51
About once a day	39.57%	74
About once a week	7.49%	14
Less than once a week	4.81%	9
No	20.86%	39
TOTAL		187

Q4 Do you keep the fasts of the church?

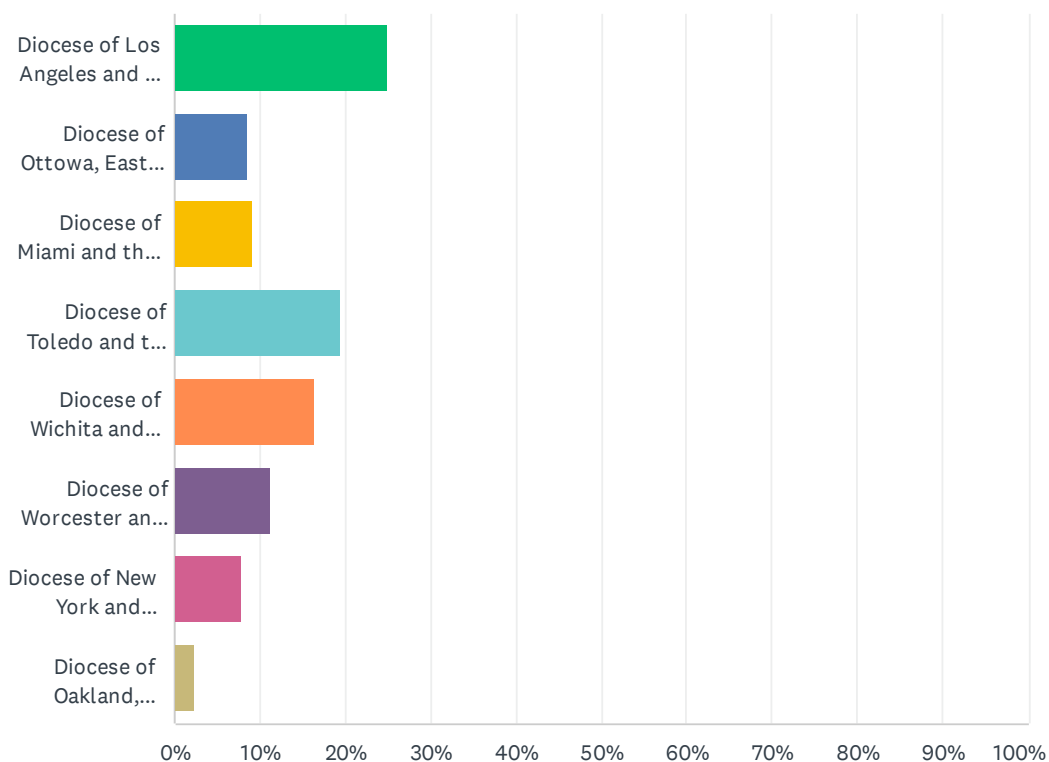
Answered: 186 Skipped: 11



ANSWER CHOICES	RESPONSES	
Always	11.83%	22
Usually	39.25%	73
Sometimes	25.27%	47
Not very often	15.05%	28
Not at all	8.60%	16
TOTAL		186

Q5 What is your diocese?

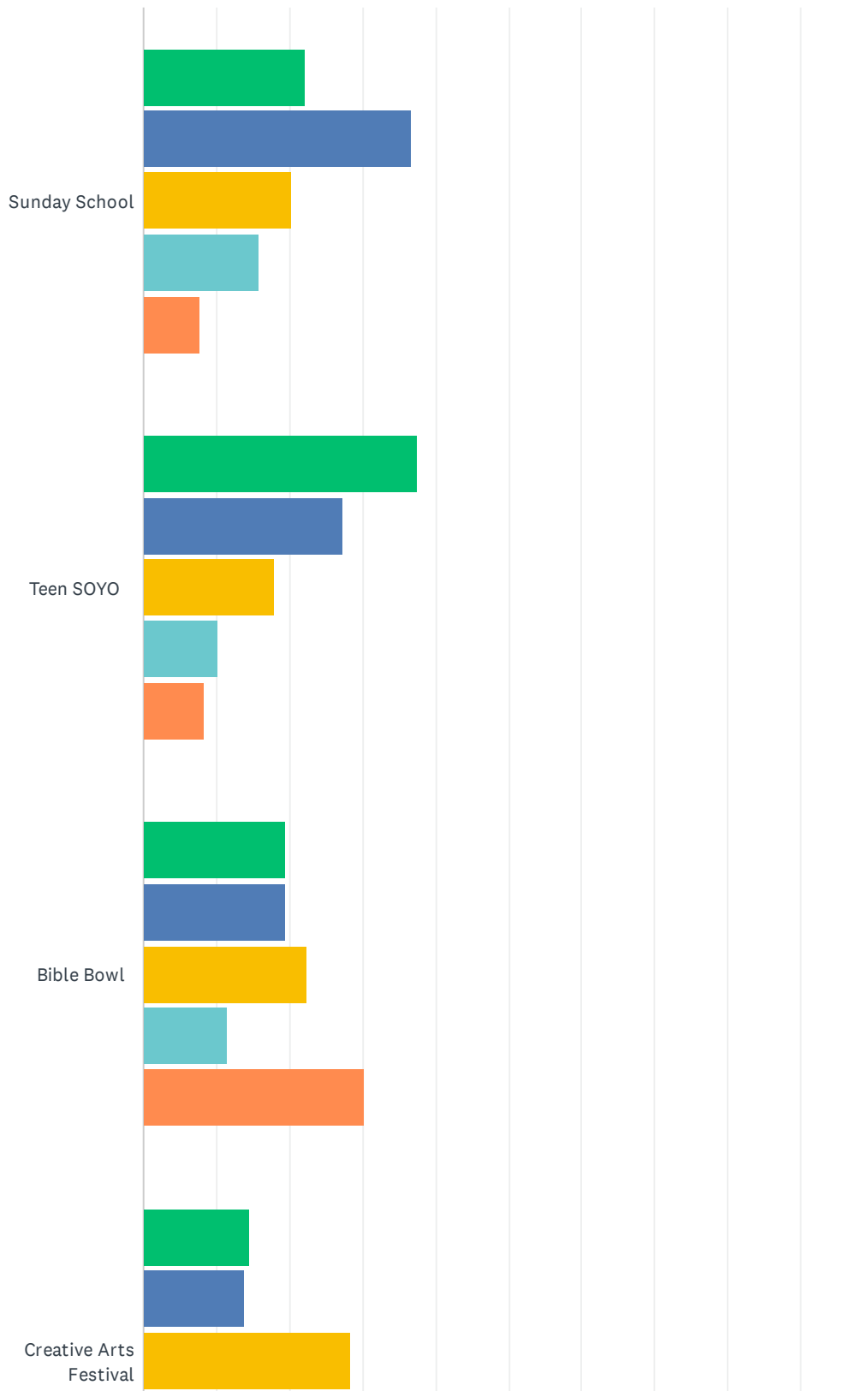
Answered: 176 Skipped: 21



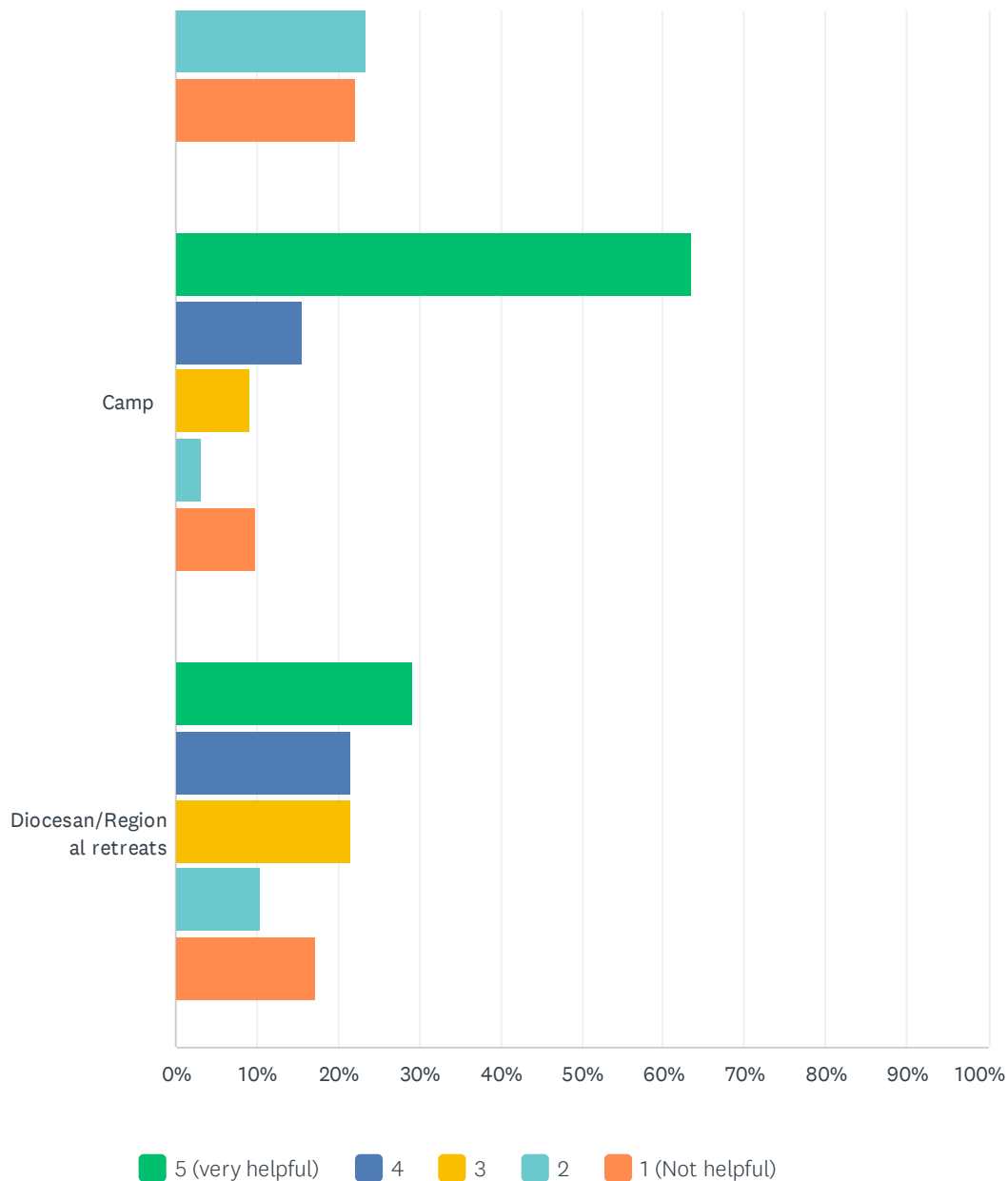
ANSWER CHOICES	RESPONSES	
Diocese of Los Angeles and the West	25.00%	44
Diocese of Ottawa, Eastern Canada, and Upstate New York	8.52%	15
Diocese of Miami and the Southeast	9.09%	16
Diocese of Toledo and the Midwest	19.32%	34
Diocese of Wichita and Mid-America	16.48%	29
Diocese of Worcester and New England	11.36%	20
Diocese of New York and Washington D.C.	7.95%	14
Diocese of Oakland, Charleston, and the Mid-Atlantic	2.27%	4
TOTAL		176

Q6 Of the following activities, how would you rate how helpful they have been for your faith (5 for most helpful, 1 for least)?

Answered: 161 Skipped: 36



Antiochian Orthodox Christian Youth and Young Adult Ministries Survey for Teens



	5 (VERY HELPFUL)	4	3	2	1 (NOT HELPFUL)	TOTAL RESPONDENTS
Sunday School	22.15% 35	36.71% 58	20.25% 32	15.82% 25	7.59% 12	158
Teen SOYO	37.58% 59	27.39% 43	17.83% 28	10.19% 16	8.28% 13	157
Bible Bowl	19.42% 27	19.42% 27	22.30% 31	11.51% 16	30.22% 42	139
Creative Arts Festival	14.48% 21	13.79% 20	28.28% 41	23.45% 34	22.07% 32	145
Camp	63.64% 98	15.58% 24	9.09% 14	3.25% 5	9.74% 15	154
Diocesan/Regional retreats	29.17% 42	21.53% 31	21.53% 31	10.42% 15	17.36% 25	144

Q7 For the activities above that were most helpful for your faith, what made them so?

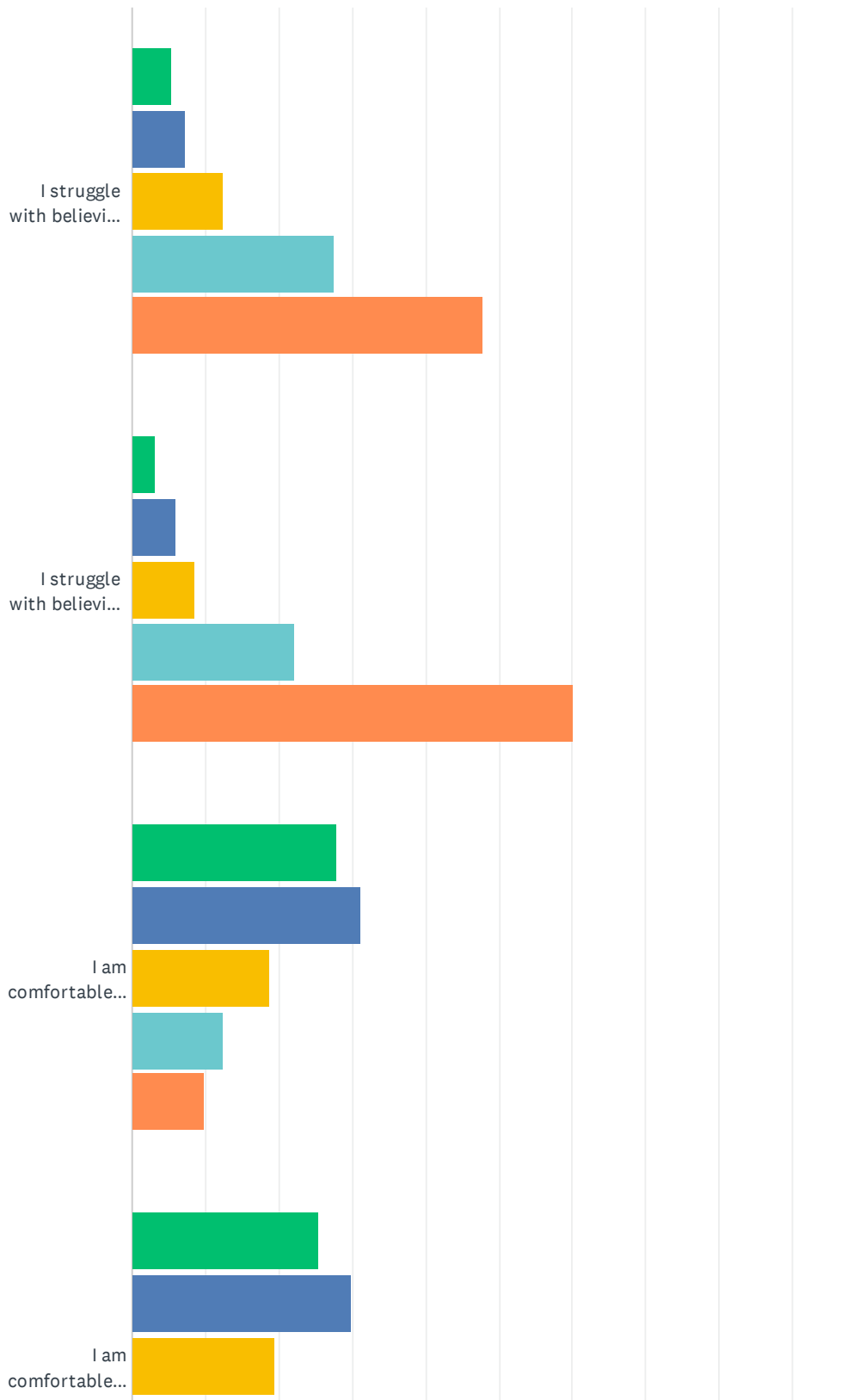
Answered: 115 Skipped: 82

Q8 For the activities above that were not helpful for your faith, why were they not?

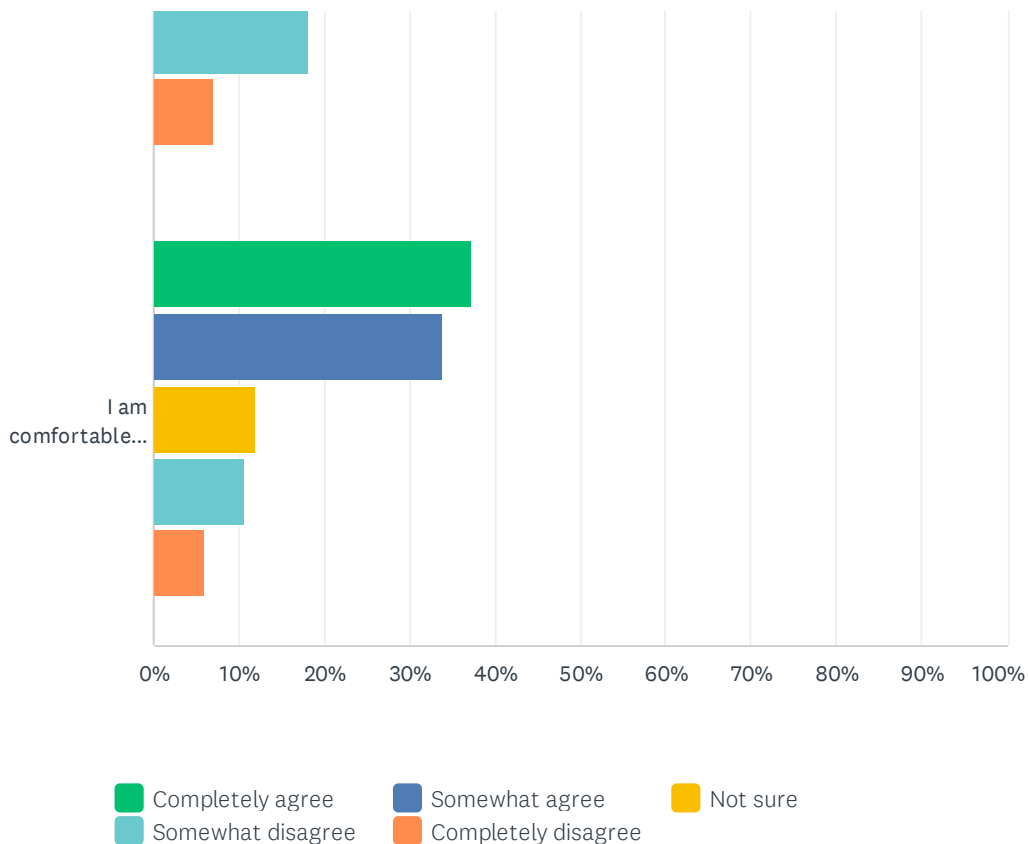
Answered: 95 Skipped: 102

Q9 Please rank your agreement with the following statements about yourself.

Answered: 154 Skipped: 43



Antiochian Orthodox Christian Youth and Young Adult Ministries Survey for Teens



	COMPLETELY AGREE	SOMEWHAT AGREE	NOT SURE	SOMEWHAT DISAGREE	COMPLETELY DISAGREE	TOTAL
I struggle with believing the theological teachings of the church.	5.23% 8	7.19% 11	12.42% 19	27.45% 42	47.71% 73	153
I struggle with believing the moral teachings of the church.	3.27% 5	5.88% 9	8.50% 13	22.22% 34	60.13% 92	153
I am comfortable turning to my priest when I find myself struggling or having questions.	27.92% 43	31.17% 48	18.83% 29	12.34% 19	9.74% 15	154
I am comfortable turning to adult mentors in my parish when I find myself struggling or having questions.	25.32% 39	29.87% 46	19.48% 30	18.18% 28	7.14% 11	154
I am comfortable turning to strong peer relationships in the church.	37.33% 56	34.00% 51	12.00% 18	10.67% 16	6.00% 9	150

Q10 What would you most like to see in church ministries for young people?

Answered: 94 Skipped: 103

Q11 What are the hardest things about being a young person in the church?

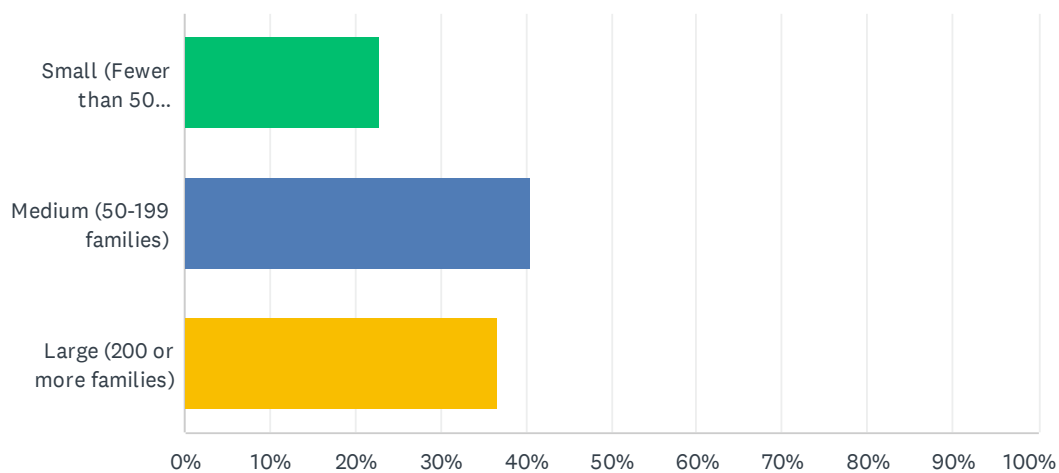
Answered: 99 Skipped: 98

Q12 What are the topics that you feel need to be better addressed by the Church?

Answered: 93 Skipped: 104

Q13 How large is your parish?

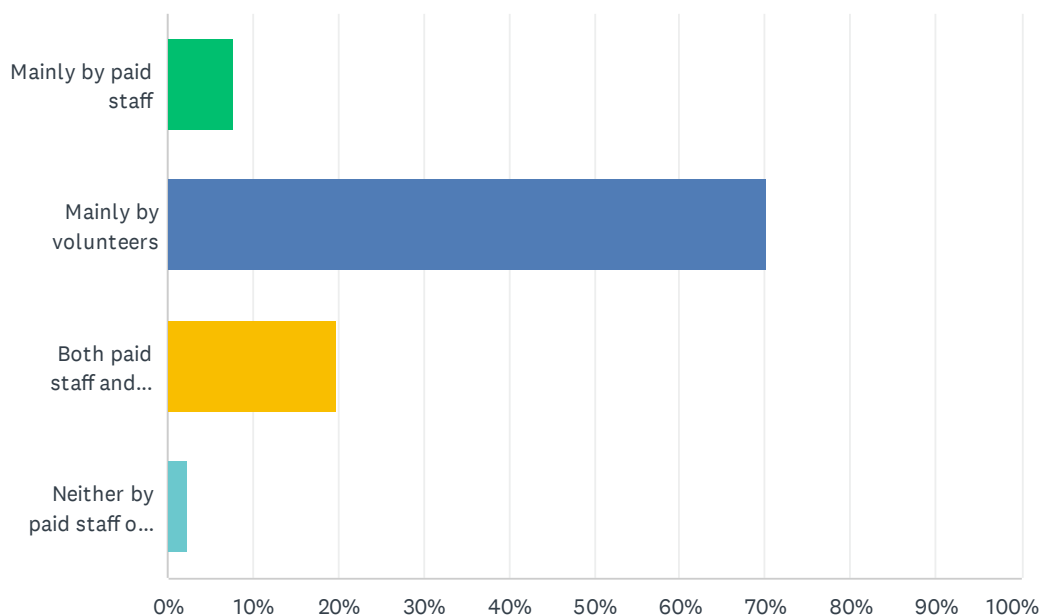
Answered: 136 Skipped: 61



ANSWER CHOICES	RESPONSES	
Small (Fewer than 50 families)	22.79%	31
Medium (50-199 families)	40.44%	55
Large (200 or more families)	36.76%	50
TOTAL		136

Q14 Is youth ministry in your parish done by paid staff or volunteers?

Answered: 131 Skipped: 66



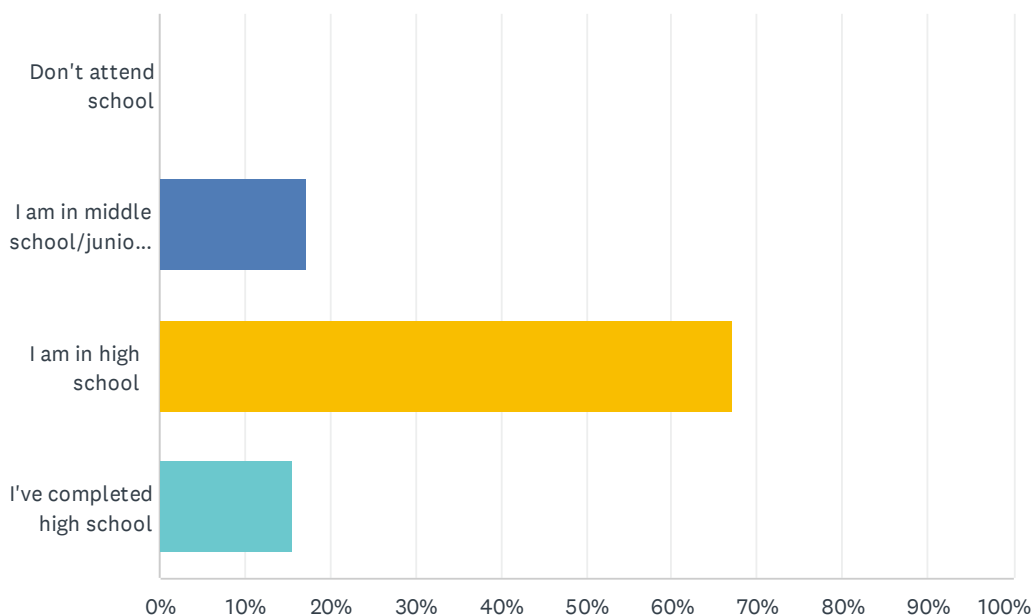
ANSWER CHOICES	RESPONSES	
Mainly by paid staff	7.63%	10
Mainly by volunteers	70.23%	92
Both paid staff and volunteers	19.85%	26
Neither by paid staff or volunteers	2.29%	3
TOTAL		131

Q15 How has the recent pandemic affected church life for you?

Answered: 99 Skipped: 98

Q16 Where are you in school?

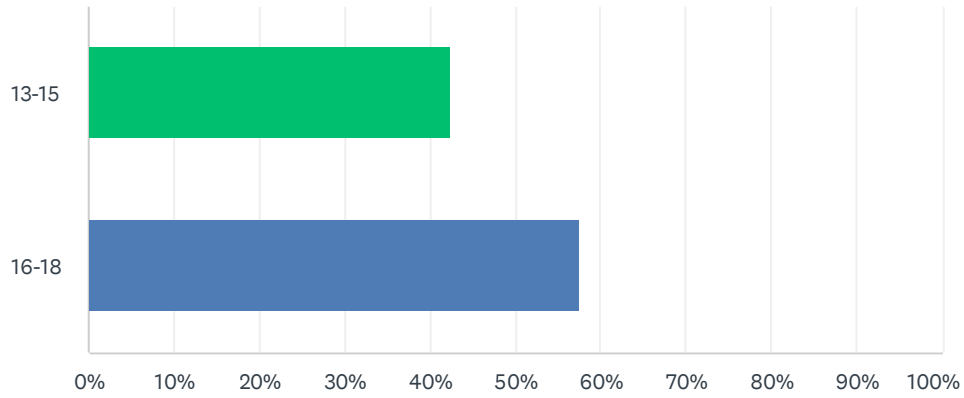
Answered: 128 Skipped: 69



ANSWER CHOICES	RESPONSES	
Don't attend school	0.00%	0
I am in middle school/junior high	17.19%	22
I am in high school	67.19%	86
I've completed high school	15.63%	20
TOTAL		128

Q17 What is your age?

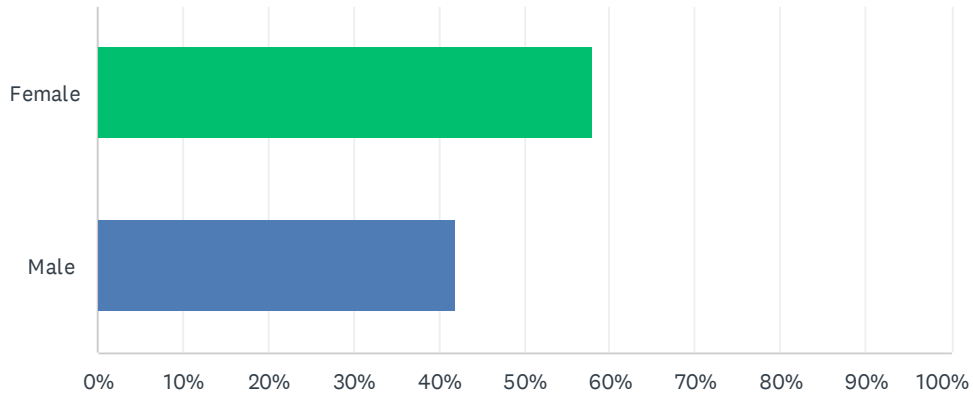
Answered: 132 Skipped: 65



ANSWER CHOICES	RESPONSES
13-15	42.42% 56
16-18	57.58% 76
TOTAL	132

Q18 What is your gender?

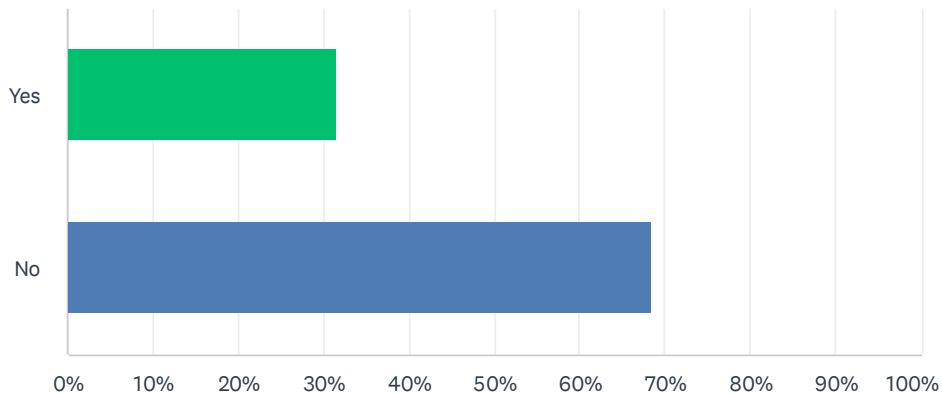
Answered: 136 Skipped: 61



ANSWER CHOICES	RESPONSES
Female	58.09% 79
Male	41.91% 57
TOTAL	136

Q19 May we contact you for a brief interview about youth and young adult ministries in your parish and in the wider church?

Answered: 133 Skipped: 64



ANSWER CHOICES	RESPONSES	
Yes	31.58%	42
No	68.42%	91
TOTAL		133

Q20 If yes, please enter your contact information

Answered: 40 Skipped: 157

ANSWER CHOICES	RESPONSES	
Name	100.00%	40
Company	0.00%	0
Address	0.00%	0
Address 2	0.00%	0
City/Town	0.00%	0
State/Province	0.00%	0
ZIP/Postal Code	0.00%	0
Country	0.00%	0
Email Address	97.50%	39
Phone Number	0.00%	0